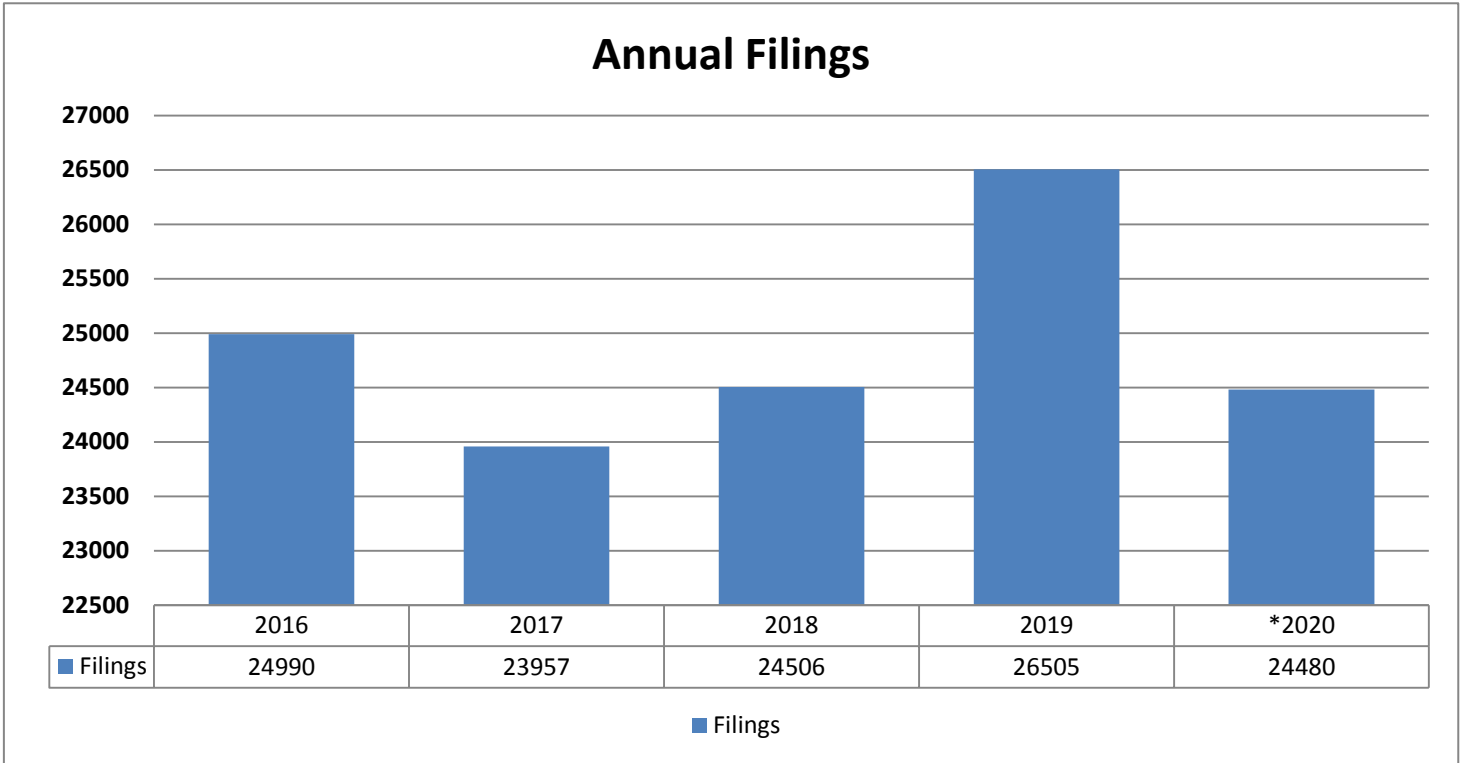
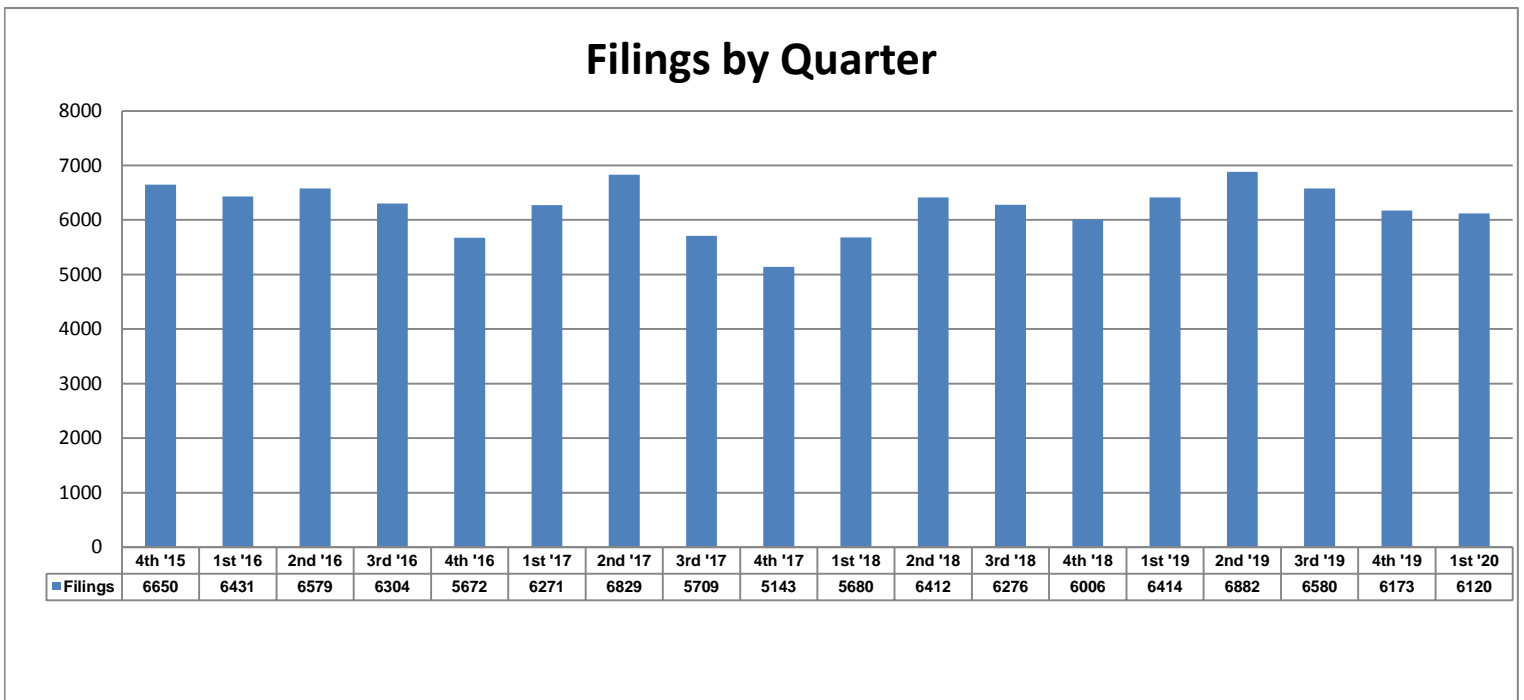


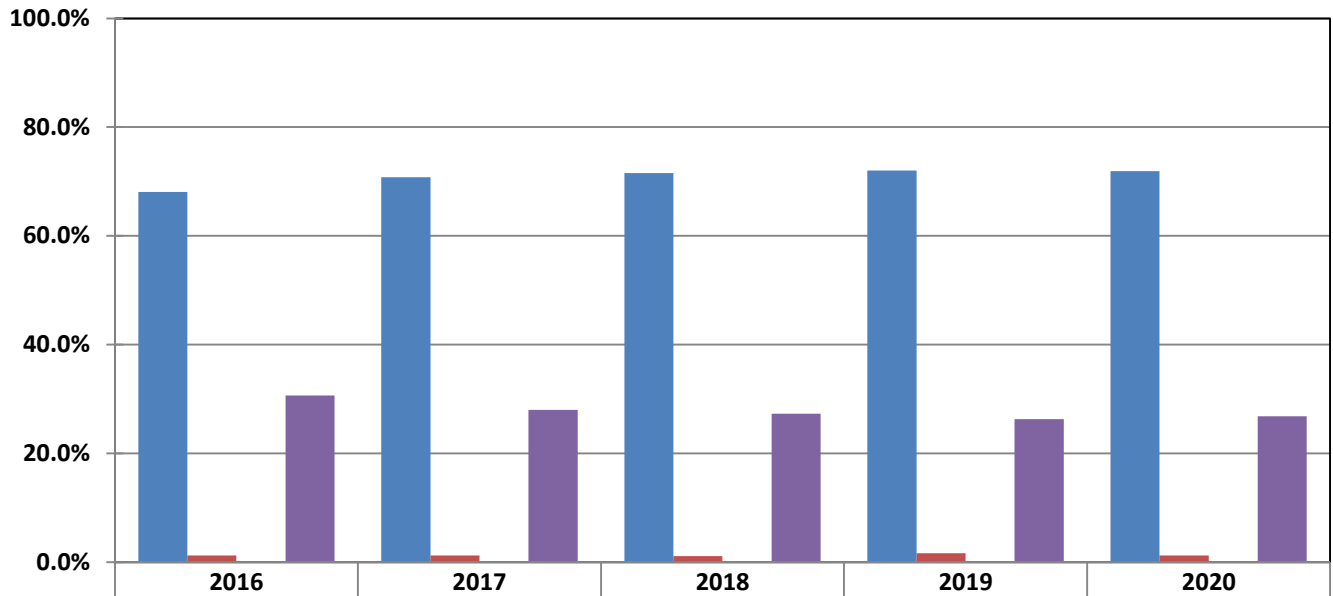
United States Bankruptcy Court - Middle District of Florida
Updated April 28, 2020 Meeting Data and Information
Statistics as of March 31, 2020



| Year | Annual Filings | vs. 2015 | vs. Prior Yr. |
|-------|----------------|----------|---------------|
| 2015 | 30112 | | |
| 2016 | 24990 | -17% | -17% |
| 2017 | 23957 | -20% | -4% |
| 2019 | 26505 | -12% | 11% |
| *2020 | 24480 | -19% | -8% |

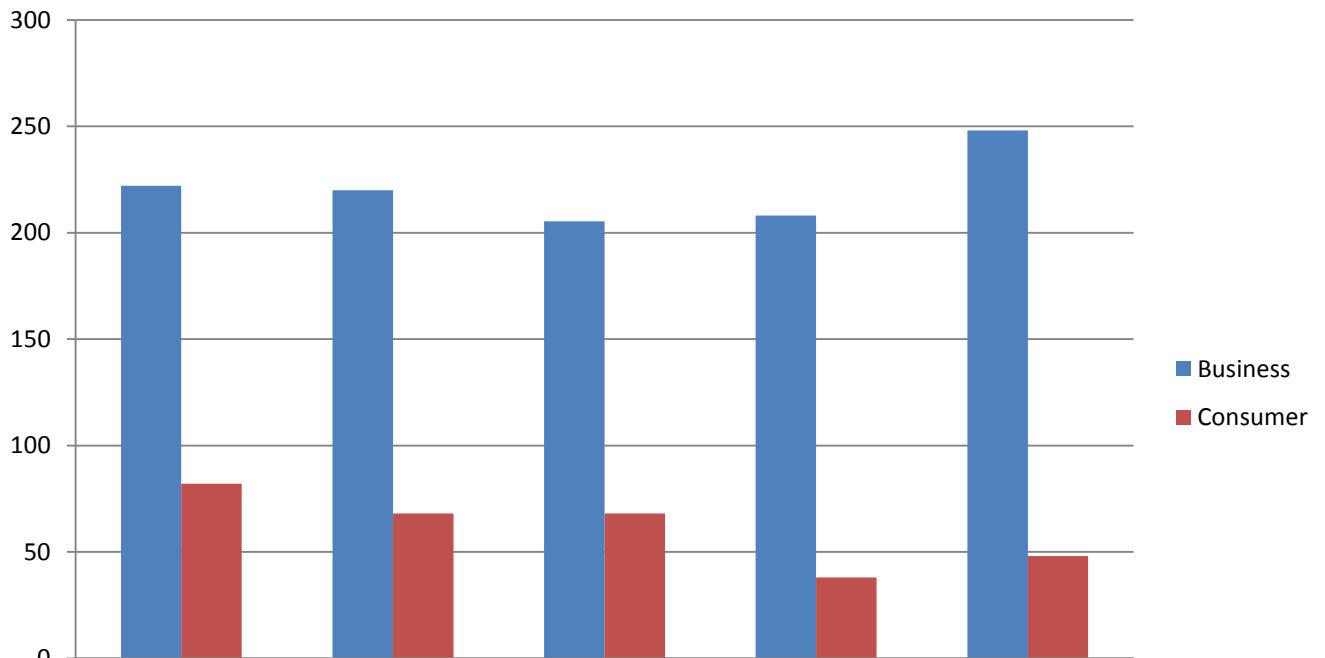


Filings by % of Chapter Type



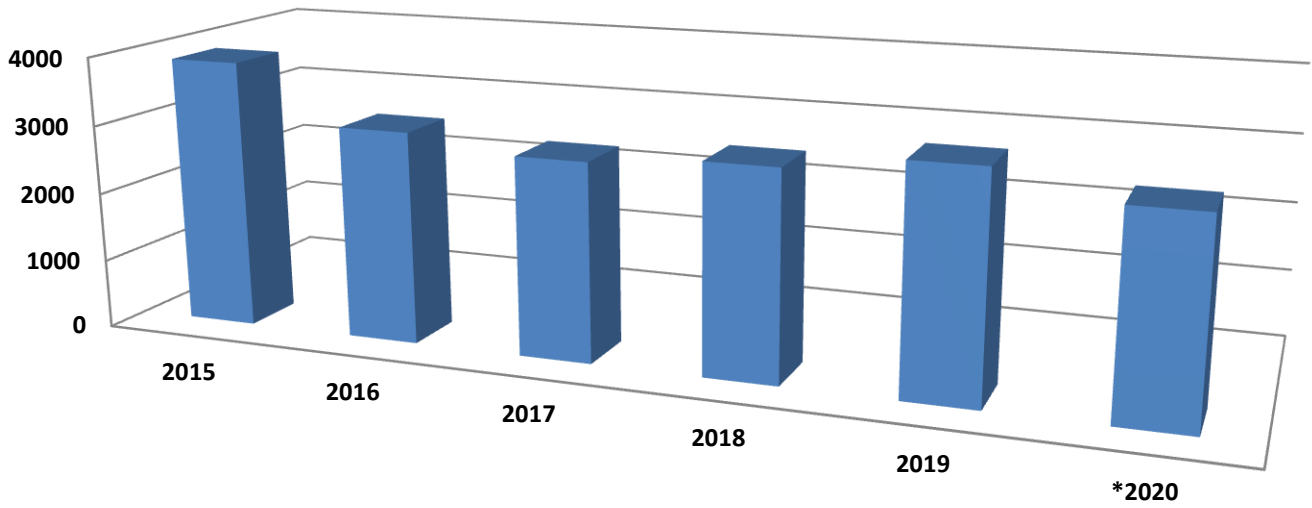
| | 2016 | 2017 | 2018 | 2019 | 2020 |
|------------|-------|-------|-------|-------|-------|
| Chapter 7 | 68.1% | 70.8% | 71.6% | 72.0% | 71.9% |
| Chapter 11 | 1.2% | 1.2% | 1.1% | 1.7% | 1.2% |
| Chapter 12 | 0.0% | 0.0% | 0.0% | 0.0% | 0.0% |
| Chapter 13 | 30.7% | 28.0% | 27.3% | 26.3% | 26.8% |

Chapter 11 Filings



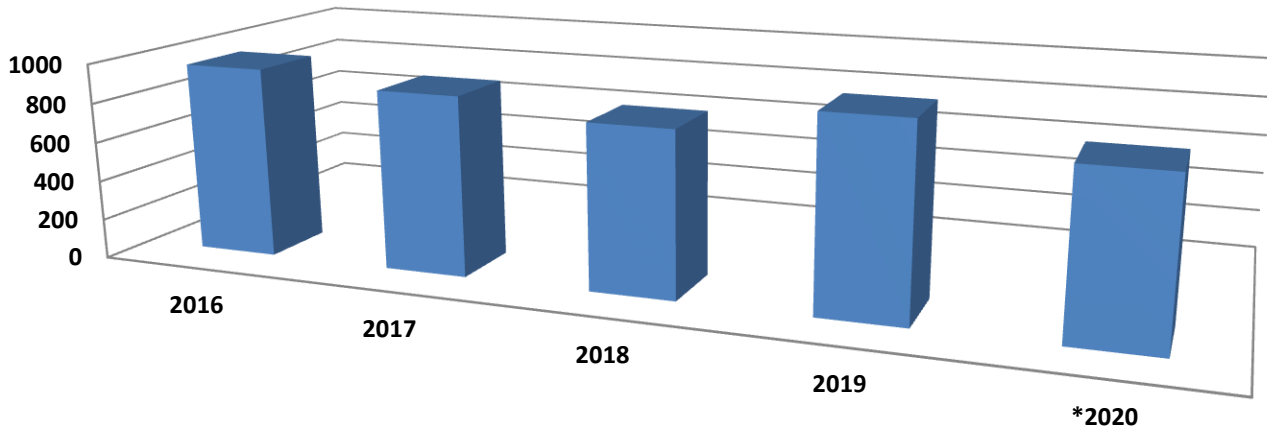
| | 2016 | 2017 | 2018 | **2019 | *2020 |
|----------|------|------|------|--------|-------|
| Business | 222 | 220 | 205 | 208 | 248 |
| Consumer | 82 | 68 | 68 | 38 | 48 |

Pro Se Filings



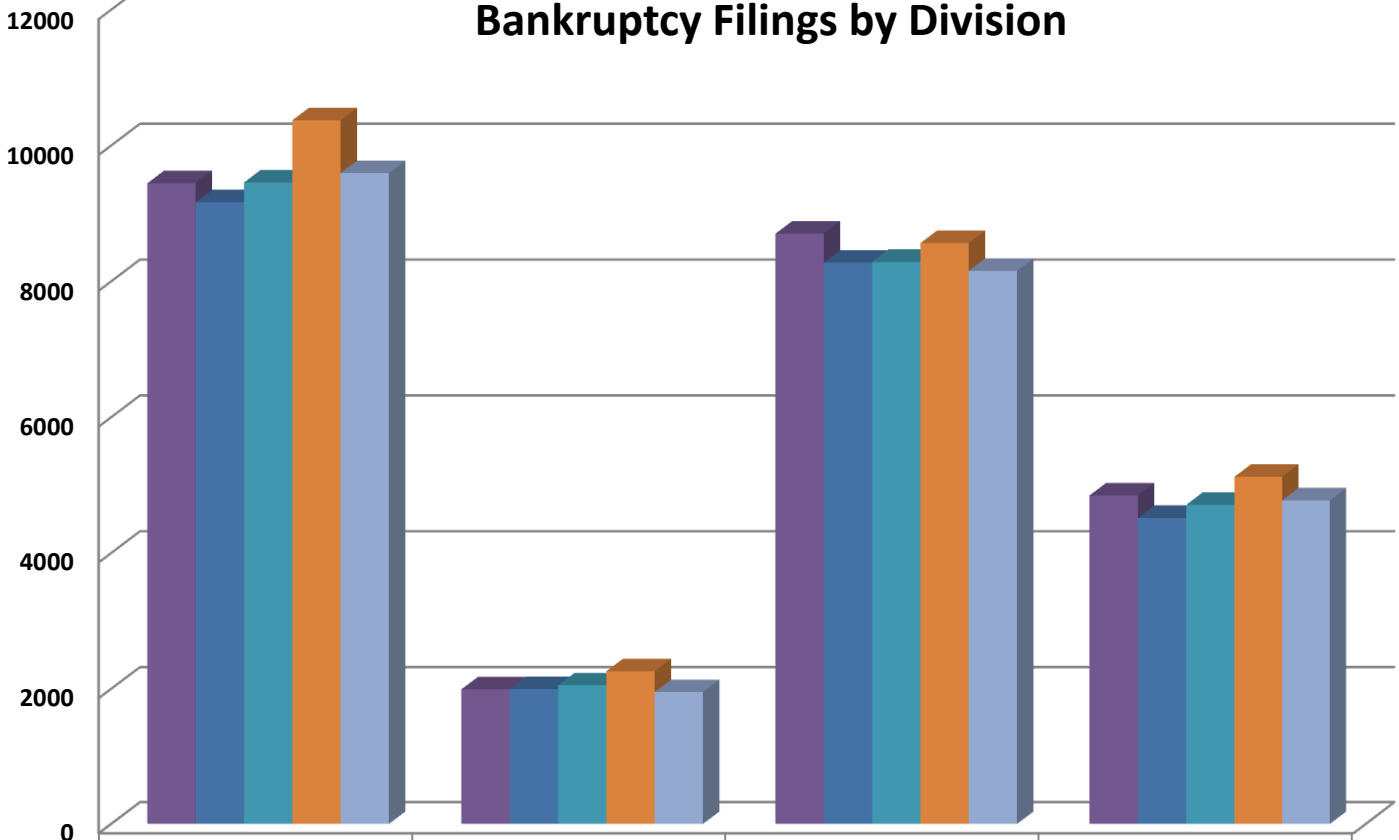
| | 2015 | 2016 | 2017 | 2018 | 2019 | *2020 |
|------------------|------|------|------|------|------|-------|
| ■ Pro Se | 3902 | 3079 | 2868 | 3006 | 3232 | 2880 |
| % of All Filings | 16% | 13% | 12% | 12% | 12% | 12% |

In Forma Pauperis Filings



| | 2016 | 2017 | 2018 | 2019 | *2020 |
|------------------|------|------|------|------|-------|
| ■ IFP Granted | 965 | 903 | 825 | 956 | 812 |
| % of All Filings | 4% | 4% | 3% | 4% | 3% |

Bankruptcy Filings by Division



| | Tampa | Ft. Myers | Orlando | Jacksonville |
|------|-------|-----------|---------|--------------|
| 2015 | 9445 | 1993 | 8703 | 4849 |
| 2016 | 9166 | 1997 | 8276 | 4518 |
| 2017 | 9456 | 2052 | 8288 | 4711 |
| 2018 | 10372 | 2260 | 8564 | 5124 |
| 2019 | 9596 | 1952 | 8156 | 4776 |